Quick Connector

The best partner for value creation
We support the innovations of customer

20

Catalogue No. S-LOK Oct.2020

SQCT Series
Instrumentation Quick Connectors

Features

- Quick and easy operation
- Coupling and uncoupling without tools.
- The stems are connected to the body of the same series and size.
- When coupled, the valve opens automatically.
- When uncoupled, the valve automatically closes.
- Single-End Shut-off (SE) stems are open while separated from the body.
- Double-End Shut-off (DE) stems shut off while separated from the body.

Operation

- Coupling : After aligning the stem and body, push the stem into the body.
- Uncoupling : Pull the body sleeve toward stem and remove the stem from the body.
- Couple and uncouple the quick connectors at room temperature
- Relubricate stem seal O-rings periodically.

Single-End Shutoff (SE)

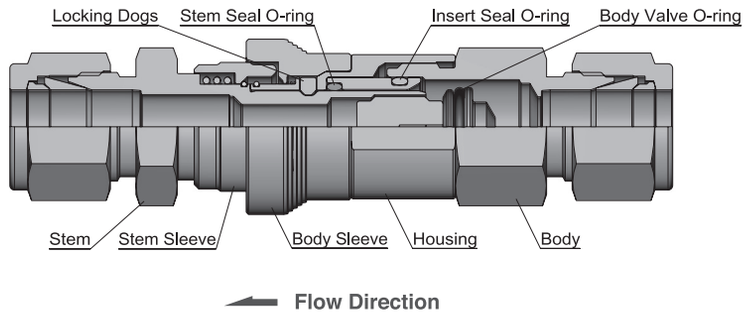

Double-End Shutoff (DE)

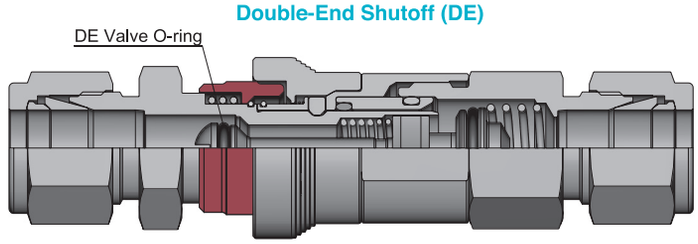

Materials of Construction

Component	Material	
	Stainless Steel 316	Brass
Body, Body insert, Housing, Body sleeve, Stem, Valve	SS 316	Brass
DE stem sleeve	Polyurethane Enamel coated SS 316	Polyurethane Enamel coated Brass
SE stem sleeve	SS 316	Brass
O-ring	FKM	NBR
Locking dogs	PTFE coated powered SS316	
Springs	Stainless steel	
Snap rings	Stainless steel	

Technical Data

Spillage, Air Inclusionand Maximum Flow Rate at 70°F (20°C)

- Spillage is the amount of system uid that escapes when a quick connector is uncoupled (DE only).
- Air inclusion is the amount of air trapped between the body and stem that enters the system when a quick connector is coupled (DE only).

Series	Spillage, cm^3	Air Inclusion, cm^3	Water Flow, L/min
SQCT1	0.3	0.3	15
SQCT2	1.0	1.0	22
SQCT3	3.0	3.0	37

Pressure - Temperature Ratings

Ratings are limited depending on the material.
SS316 bodies and DE stems are standard with FKM O-ring.
Brass bodies and DE stems are standard with NBR O-ring.

Material	Stainless Steel 316			Brass		
Series	SQCT1	SQCT2	SQCT3	SQCT1	SQCT2	SQCT3
Temperature, °F (°C)	Pressure Rating, psig (bar)					
Coupled						
70 (20)	3000 (206)	1500 (103)	750 (51.6)	2000 (137)	1000 (68.9)	500 (34.4)
250 (121)	1850 (127)	970 (66.8)	520 (35.8)	300 (20.6)	300 (20.6)	300 (20.6)
300 (148)	1400 (96.4)	750 (51.6)	440 (30.3)	-	-	-
400 (204)	500 (34.4)	400 (27.5)	300 (20.6)	-	-	-
Uncoupled and When Coupling and Uncoupling						
70 (20)	250 (17.2)					

O-ring Material & Temperature Ratings

Material	Temperature Rating, °F (°C)
FKM	10 (-12) to 400 (204)
EPDM	-50 (-45) to 300°F (148)
FFKM	60 (15) to 500 (260)
NBR	0 (-17) to 250°F (121)

Maximum Flow Rate @ 70°F (20°C)

Series	Water Flow, U.S. gal/min (L/min)
SQCT1	4 (15)
SQCT2	6 (22)
SQCT3	10 (37)

Ordering Information and Dimension – SQCT Series

SQCT3S	-	S	-	8	-	DE	-	KA	-	S6
Stem Series		End Connection		Connection Size		Stem Type		O-ring Material		Body Material

- **Stem Type**
  - **SE** : Single-end shutoff
  - **DE** : Double-end shutoff
- **O-ring material & Designator**
  - **VT** : FKM (Standard for SS316 body)
  - **NBR** : NBR (Standard for brass body)
  - **EP** : EPDM
  - **KA** : FFKM
- **Body Material**
  - **S6** : 316 Stainless Steel
  - **BS** : Brass

Stems

S-LOK Tube Fitting

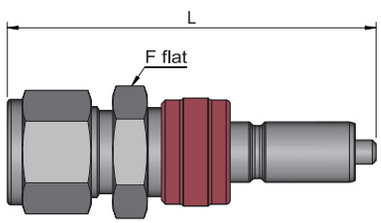

Single-End Shut-off (SE)

Ordering Numbers	Fitting Size	Cv		Dimensions	
		SE	Full Flow	L , in. (mm)	F , inch
SQCT1S-S-2T-SE	1/8"	0.08	0.08	2.32 (58.9)	5/8
SQCT1S-S-4T-SE	1/4"	0.3	0.4	2.36 (59.9)	5/8
SQCT2S-S-6T-SE	3/8"	1.0	1.5	2.52 (64.0)	3/4
SQCT3S-S-8T-SE	1/2"	2.4	3.3	2.96 (75.2)	15/16
SQCT1S-S-6M-SE	6mm	0.3	0.4	2.36 (59.9)	5/8
SQCT2S-S-10M-SE	10mm	1.0	1.5	2.65 (67.3)	3/4
SQCT3S-S-12M-SE	12mm	2.4	3.3	2.96 (75.2)	15/16

Double-End Shut-off (DE)

Ordering Numbers	Fitting Size	Cv	Dimensions	
			L , in. (mm)	F , inch
SQCT1S-S-2T-DE	1/8	0.08	2.77 (70.4)	5/8
SQCT1S-S-4T-DE	1/4	0.2	2.42 (61.5)	5/8
SQCT2S-S-6T-DE	3/8	0.5	2.64 (67.1)	3/4
SQCT3S-S-8T-DE	1/2	1.5	3.16 (80.3)	15/16
SQCT1S-S-6M-DE	6mm	0.2	2.42 (61.5)	5/8
SQCT2S-S-10M-DE	10mm	0.5	2.77 (70.4)	3/4
SQCT3S-S-12M-DE	12mm	1.5	3.16 (80.3)	15/16

Male Pipe Threads

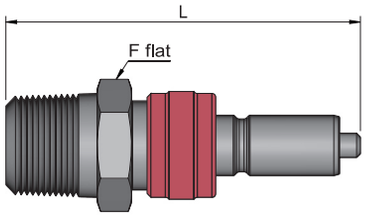

Single-End Shut-off (SE)

Ordering Numbers	Pipe Thread	Cv		Dimensions	
		SE	Full Flow	L , in. (mm)	F , inch
SQCT1S-M-2N-SE	1/8"NPT	0.3	0.4	2.07 (52.6)	5/8
SQCT1S-M-4N-SE	1/4"NPT	0.3	0.4	2.22 (56.4)	5/8
SQCT2S-M-4N-SE	1/4"NPT	0.9	1.5	2.32 (58.9)	3/4
SQCT2S-M-6N-SE	3/8"NPT	0.8	1.6	2.35 (59.7)	3/4
SQCT3S-M-8N-SE	1/2"NPT	2.0	3.1	2.84 (72.1)	15/16
SQCT1S-M-4R-SE	1/4"PT	0.3	0.4	2.22 (56.4)	5/8
SQCT2S-M-6R-SE	3/8"PT	0.8	1.6	2.35 (59.7)	3/4
SQCT3S-M-8R-SE	1/2"PT	2.0	3.1	2.84 (72.1)	15/16

Double-End Shut-off (DE)

Ordering Numbers	Pipe Thread	Cv	Dimensions	
			L , in. (mm)	F , inch
SQCT1S-M-2N-DE	1/8"NPT	0.2	2.13 (54.1)	5/8
SQCT1S-M-4N-DE	1/4"NPT	0.2	2.28 (57.9)	5/8
SQCT2S-M-4N-DE	1/4"NPT	0.5	2.44 (61.9)	3/4
SQCT2S-M-6N-DE	3/8"NPT	0.5	2.47 (62.7)	3/4
SQCT3S-M-8N-DE	1/2"NPT	1.3	3.04 (77.2)	15/16
SQCT1S-M-4R-DE	1/4"PT	0.2	2.28 (57.9)	5/8
SQCT2S-M-6R-DE	3/8"PT	0.5	2.47 (62.7)	3/4
SQCT3S-M-8R-DE	1/2"PT	1.3	3.04 (77.2)	15/16

Female Pipe Threads

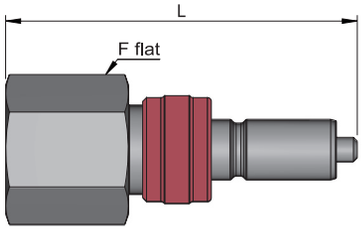

Single-End Shut-off (SE)

Ordering Numbers	Pipe Thread	Cv		Dimensions	
		SE	Full Flow	L , in. (mm)	F , inch
SQCT1S-F-2N-SE	1/8"NPT	0.3	0.4	2.01 (51.1)	5/8
SQCT1S-F-4N-SE	1/4"NPT	0.3	0.4	2.26 (57.4)	3/4
SQCT2S-F-4N-SE	1/4"NPT	0.9	1.5	2.35 (59.7)	3/4
SQCT2S-F-6N-SE	3/8"NPT	0.8	1.6	2.35 (59.7)	7/8
SQCT3S-F-8N-SE	1/2"NPT	2.0	3.1	2.82 (71.6)	1-1/16
SQCT1S-F-4R-SE	1/4"PT	0.3	0.4	2.26 (57.4)	3/4
SQCT2S-F-6R-SE	3/8"PT	0.8	1.6	2.35 (59.7)	7/8
SQCT3S-F-8R-SE	1/2"PT	2.0	3.1	2.82 (71.6)	1-1/16

Double-End Shut-off (DE)

Ordering Numbers	Pipe Thread	Cv	Dimensions	
			L , in. (mm)	F , inch
SQCT1S-F-2N-DE	1/8"NPT	0.2	2.07 (52.6)	5/8
SQCT1S-F-4N-DE	1/4"NPT	0.2	2.32 (58.9)	3/4
SQCT2S-F-4N-DE	1/4"NPT	0.5	2.47 (62.7)	3/4
SQCT2S-F-6N-DE	3/8"NPT	0.5	2.47 (62.7)	7/8
SQCT3S-F-8N-DE	1/2"NPT	1.3	3.02 (76.7)	1-1/16
SQCT1S-F-4R-DE	1/4"PT	0.2	2.32 (58.9)	3/4
SQCT2S-F-6R-DE	3/8"PT	0.5	2.47 (62.7)	7/8
SQCT3S-F-8R-DE	1/2"PT	1.3	3.02 (76.7)	1-1/16

Ordering Information and Dimension – SQCT Series

SQCT3B	-	S	-	8T	-	KA	-	S6
Body Series		End Connection		Connection Size		O-ring Material		Body Material

• **O-ring Material**
- **VT** : FKM (Standard for SS316 body)
- **NBR** : NBR (Standard for brass body)
- **EP** : EPDM
- **KA** : FFKM

• **Body Material**
- **S6** : 316 Stainless Steel
- **BS** : Brass

Bodies

S-LOK Tube Fitting

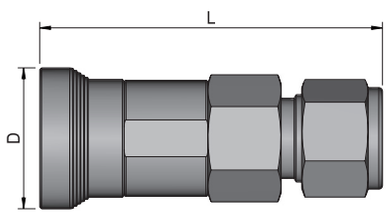

Ordering Numbers	Fitting Size	Dimensions, inch (mm)	
		L	D
SQCT1B-S-2T	1/8"	2.26 (57.4)	0.91 (23.1)
SQCT1B-S-4T	1/4"	2.30 (58.4)	0.91 (23.1)
SQCT2B-S-6T	3/8"	2.58 (65.5)	1.03 (26.2)
SQCT3B-S-8T	1/2"	3.09 (78.5)	1.21 (30.7)
SQCT1B-S-6M	6mm	2.30 (58.4)	0.91 (23.1)
SQCT3B-S-10M	10mm	2.68 (68.1)	1.03 (26.2)
SQCT1B-S-12M	12mm	3.09 (78.5)	1.21 (30.7)

Male Pipe Threads

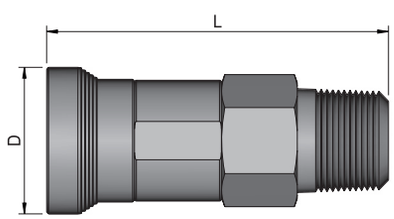

Ordering Numbers	Pipe Thread	Dimensions, inch (mm)	
		L	D
SQCT1B-M-2N	1/8" NPT	2.01 (51.1)	0.91 (23.1)
SQCT1B-M-4N	1/4" NPT	2.16 (54.9)	0.91 (23.1)
SQCT2B-M-4N	1/4" NPT	2.38 (60.5)	1.03 (26.2)
SQCT2B-M-6N	3/8" NPT	2.38 (60.5)	1.03 (26.2)
SQCT3B-M-8N	1/2" NPT	2.97 (75.4)	1.21 (30.7)
SQCT1B-M-4R	1/4" PT	2.16 (54.9)	0.91 (23.1)
SQCT2B-M-6R	3/8" PT	2.38 (60.5)	1.03 (26.2)
SQCT3B-M-8R	1/2" PT	2.97 (75.4)	1.21 (30.)

Female Pipe Threads

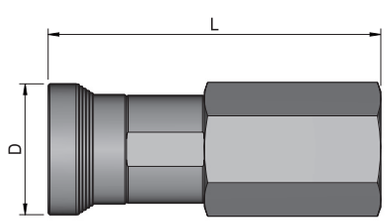

Ordering Numbers	Pipe Thread	Dimensions, inch (mm)	
		L	D
SQCT1B-F-2N	1/8" NPT	2.16 (54.9)	0.91 (23.1)
SQCT1B-F-4N	1/4" NPT	2.42 (61.5)	0.91 (23.1)
SQCT2B-F-4N	1/4" NPT	2.54 (64.5)	1.03 (26.2)
SQCT2B-F-6N	3/8" NPT	2.57 (65.3)	1.03 (26.2)
SQCT3B-F-8N	1/2" NPT	3.22 (81.8)	1.21 (30.7)
SQCT1B-F-4R	1/4" PT	2.42 (61.5)	0.91 (23.1)
SQCT2B-F-6R	3/8" PT	2.57 (65.3)	1.03 (26.2)
SQCT3B-F-8R	1/2" PT	3.22 (81.8)	1.21 (30.)

Ordering Information and Dimension – SQCT Series

Bulkhead Stems

S-LOK Tube Fitting

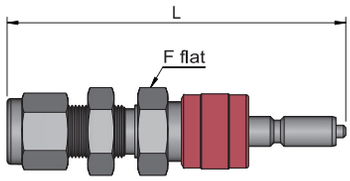

Single-End Shut-off (SE)

Ordering Numbers	Fitting Size	Dimensions, inch (mm)			
		L	F	Max. Panel Thickness	Min. Panel Hole Dia.
SQCT1S-BH-S-4T-SE	1/4"	2.74 (69.6)	5/8 (15.8)	0.25 (6.4)	15/32 (11.9)
SQCT2S-BH-S-6T-SE	3/8"	2.92 (74.2)	3/4 (19.0)	0.27 (6.9)	19/32 (15.1)
SQCT3S-BH-S-8T-SE	1/2"	3.43 (87.1)	15/16 (23.8)	0.26 (6.6)	25/32 (19.8)
SQCT1S-BH-S-6M-SE	6mm	2.74 (69.6)	5/8 (15.8)	0.25 (6.4)	15/32 (11.9)
SQCT2S-BH-S-10M-SE	10mm	3.06 (77.7)	3/4 (19.0)	0.27 (6.9)	21/32 (16.7)
SQCT3S-BH-S-12M-SE	12mm	3.43 (87.1)	15/16 (23.8)	0.26 (6.6)	49/64 (19.6)

Double-End Shut-off (DE)

Ordering Numbers	Fitting Size	Dimensions, inch (mm)			
		L	F	Max. Panel Thickness	Min. Panel Hole Dia.
SQCT1S-BH-S-4T-DE	1/4"	2.80 (71.1)	5/8 (15.8)	0.25 (6.4)	15/32 (11.9)
SQCT2S-BH-S-6T-DE	3/8"	3.07 (78.0)	3/4 (19.0)	0.27 (6.9)	19/32 (15.1)
SQCT3S-BH-S-8T-DE	1/2"	3.63 (92.2)	15/16 (23.8)	0.26 (6.6)	25/32 (19.8)
SQCT1S-BH-S-6M-DE	6mm	2.80 (71.1)	5/8 (15.8)	0.25 (6.4)	15/32 (11.9)
SQCT2S-BH-S-10M-DE	10mm	3.10 (78.7)	3/4 (19.0)	0.27 (6.9)	21/32 (16.7)
SQCT3S-BH-S-12M-DE	12mm	3.63 (92.2)	15/16 (23.8)	0.26 (6.6)	49/64 (19.6)

Bulkhead Bodies

S-LOK Tube Fitting

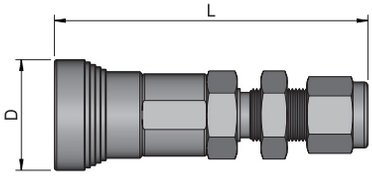

Ordering Numbers	Fitting Size	Dimensions, inch (mm)			
		L	D	Max. Panel Thickness	Min. Panel Hole Dia.
SQCT1B-BH-S-4T	1/4"	2.67 (67.8)	0.91 (23.1)	0.25 (6.4)	15/32 (11.9)
SQCT2B-BH-S-6T	3/8"	2.98 (75.7)	1.03 (26.2)	0.27 (6.9)	19/32 (15.1)
SQCT3B-BH-S-8T	1/2"	3.56 (90.4)	1.21 (30.7)	0.26 (6.6)	25/32 (19.8)
SQCT1B-BH-S-6M	6mm	2.67 (67.8)	0.91 (23.1)	0.25 (6.4)	15/32 (11.9)
SQCT2B-BH-S-10M	10mm	2.99 (75.9)	1.03 (26.2)	0.27 (6.9)	21/32 (16.7)
SQCT3B-BH-S-12M	12mm	3.56 (90.4)	1.21 (30.7)	0.26 (6.6)	49/64 (19.6)

Full-flow Quick Connectors

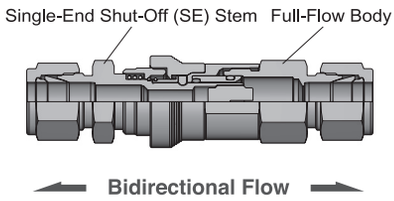

- SQCT Series full- ow quick connector consists of a single-end shut-off (SE) stem and full- ow body.
- Full- ow quick connectors are not automatically shutoff, must be depressurized prior to disconnection.
- To order a full- ow body, select ordering number and add F to the body series designator.
  EX) SQCT3BF-M-8N-S6

Options – SQCT Series

Keyed Quick Connector

- Keyed quick connectors prevent accidental mixing of other lines in a system using multiple liquids or pressures.
- When coupling unlike keyed quick connector, it is not coupled.
- Stem and bodies are categorized by color and number so that they can be easily identified.
- To order, add a key number to quick connector ordering number.
  EX) Stem : SQCT1S-S-4T-DE-K2-S6
  Body : SQCT3B-F-8N-K4-S6

Key Color	Key Number	Keyed Sleeve Outside Diameter, inch (mm)					
		SQCT1		SQCT2		SQCT3	
		Body	Stem	Body	Stem	Body	Stem
Black	K1	0.96 (24.4)	0.82 (20.8)	1.13 (28.7)	0.99 (25.1)	1.26 (32.0)	1.10 (27.9)
Orange	K2	0.99 (25.1)	0.85 (21.6)	1.16 (29.5)	1.02 (25.9)	1.29 (32.8)	1.14 (29.0)
Green	K3	1.02 (25.9)	0.88 (22.4)	1.19 (30.2)	1.05 (26.7)	1.32 (33.5)	1.17 (29.7)
Yellow	K4	1.05 (26.7)	0.91 (23.1)	1.22 (31.0)	1.08 (27.4)	1.35 (34.3)	1.20 (30.5)
Blue	K5	1.08 (27.4)	0.94 (23.9)	1.24 (31.5)	1.11 (28.2)	1.38 (35.1)	1.23 (31.2)
White	K6	1.11 (28.2)	0.97 (24.6)	1.28 (32.5)	1.14 (29.0)	1.41 (35.8)	1.26 (32.0)
Purple	K7	1.14 (29.0)	1.00 (25.4)	1.31 (33.3)	1.17 (29.7)	1.44 (36.6)	1.29 (32.8)
Brown	K8	1.17 (29.7)	1.03 (26.2)	1.34 (34.0)	1.20 (30.5)	1.47 (37.3)	1.32 (33.5)

Stem and Body Protector

- Stem and body protectors protect uncoupled bodies and stems from damage and contaminants.
- Protectors are not pressure containing devices.
- Protectors include stainless steel lanyard and lanyard clamp.
- To order, select ordering number and add body designator.
  EX) SQCT1S-P-S6
- Stem and body protectors material & Designator
  - SS316 : S6
  - Brass : BS
- To order a keyed protector, add a key number to protector ordering number.
  EX) SQCT2B-P-K2-S6

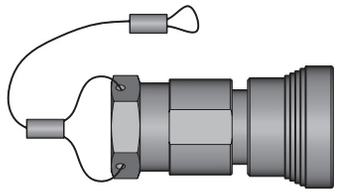

Stem Protector

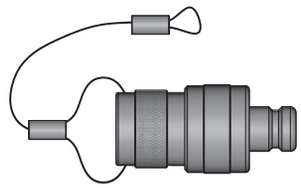

Body Protector

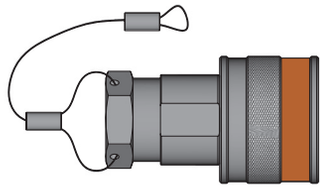

Keyed Stem Protector

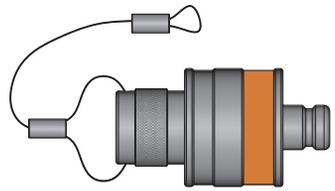

Keyed Body Protector

Series	Ordering Number	
	Stem Protector	Body Protector
SQCT1	SQCT1S-P	SQCT1B-P
SQCT2	SQCT2S-P	SQCT2B-P
SQCT3	SQCT3S-P	SQCT3B-P

Full Flow Quick Connectors - SQF Series

Features

- Quick and easy operation
- Coupling and uncoupling without tools.
- Provides full ow without orifice restrictions.
- O-ring is easily replaceable.

Operation

- Coupling
- After aligning the stem and body, pull back the body sleeve.
- Push the stem into the body.
- Slide the sleeve forward to return it to its original position.
- Uncoupling
- Pull back the body sleeve
- remove the stem from the body.
- Must be depressurized prior to uncoupling.
- Relubricate stem seal O-rings periodically.

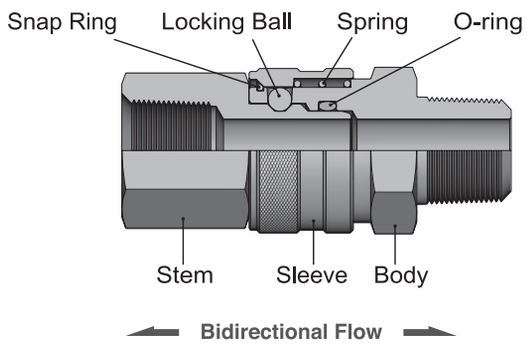

Materials of Construction

Component	Material	
	SS 316	Brass
Body	SS 316	Brass
Stem	SS 316	Brass
Sleeve	SS 316	Brass
O-ring	FKM	NBR
Spring	SS 304	
Snap ring	SS 304	
Locking ball	Stainless Steel	

Pressure – Temperature Ratings

Ratings are limited depending on the material and end connections.
SS316 bodies are standard with FKM O-ring.
Brass bodies are standard with NBR O-ring.

Material	SS 316		Brass		
Series	SQF1 & 2	SQF3 & 4	SQF1	SQF2	SQF3 & 4
Temperature °F (°C)	Pressure Rating, psig (bar)				
Coupled					
100 (37)	6000 (413)	4000 (275)	4000 (275)	3000 (206)	2000 (137)
150 (65)	5000 (344)	3500 (241)	2700 (186)	2000 (137)	1300 (89.5)
200 (93)	4000 (275)	2800 (192)	1400 (96.4)	1000 (68.9)	700 (48.2)
250 (121)	3000 (206)	2100 (144)	300 (20.6)	300 (20.6)	200 (13.7)
300 (148)	2000 (137)	1400 (96.4)	-	-	-
350 (176)	1200 (82.6)	800 (55.1)	-	-	-
400 (204)	400 (27.5)	200 (13.7)	-	-	-

Material	Temperature Rating , °F (°C)
FKM	10 (-12) to 400 (204)
EPDM	-50 (-45) to 300°F (148)
FFKM	40 (4) to 500 (260)
NBR	0 (-17) to 250°F (121)

Ordering Information and Dimension – SQF Series

• Brass body material, replace S6 with BS

SQF1S	-	S	-	4T	-	S6
Stem Series		End Connection		Connection Size		Body Material

Stems

S-LOK Tube Fitting

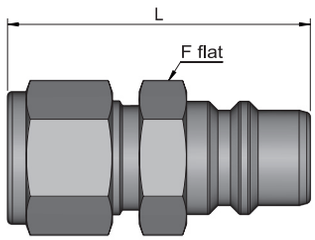

Ordering Numbers	Fitting Size	Cv	Dimensions		
			L, in. (mm)	F, inch	Min. Orifice in. (mm)
SQF1S-S-4T	1/4"	2.2	1.77 (45.0)	9/16	0.19 (4.8)
SQF1S-S-6T	3/8"	2.8	1.77 (45.0)	11/16	0.24 (6.1)
SQF2S-S-6T	3/8"	2.9	1.88 (47.8)	7/8	0.28 (7.1)
SQF2S-S-8T	1/2"	13	1.99 (50.5)	7/8	0.41 (10.4)
SQF3S-S-12T	3/4"	26	2.15 (54.6)	1-1/16	0.62 (15.7)
SQF4S-S-16T	1"	45	2.45 (62.2)	1-3/8	0.88 (22.4)
SQF1S-S-6M	6mm	2.2	1.77 (45.0)	9/16	0.19 (4.8)

Male Pipe Threads

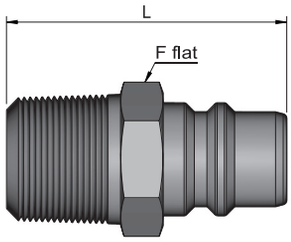

Ordering Numbers	Pipe Thread	Cv	Dimensions		
			L, in. (mm)	F, inch	Min. Orifice in. (mm)
SQF1S-M-4N	1/4"NPT	1.7	1.59 (40.4)	9/16	0.24 (6.1)
SQF1S-M-6N	3/8"NPT	1.7	1.59 (40.4)	11/16	0.24 (6.1)
SQF2S-M-6N	3/8"NPT	7.1	1.65 (41.9)	7/8	0.41 (10.4)
SQF2S-M-8N	1/2"NPT	11.5	1.84 (46.7)	7/8	0.50 (12.7)
SQF3S-M-12N	3/4"NPT	23.6	2.03 (51.6)	1-1/16	0.72 (18.3)
SQF4S-M-16N	1"NPT	39	2.35 (59.7)	1-3/8	0.88 (22.4)
SQF1S-M-4R	1/4"PT	1.7	1.59 (40.4)	9/16	0.24 (6.1)
SQF2S-M-8R	1/2"PT	11.5	1.84 (46.7)	7/8	0.50 (12.7)
SQF4S-M-16R	1"PT	39	2.35 (59.7)	1-3/8	0.88 (22.4)
SQF1S-M-4G	1/4"PF	1.7	1.60 (40.6)	3/4	0.24 (6.1)
SQF2S-M-8G	1/2"PF	11.5	1.82 (46.2)	1-1/16	0.50 (12.7)

Female Pipe Threads

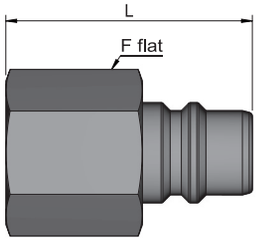

Ordering Numbers	Pipe Thread	Cv	Dimensions		
			L, in. (mm)	F, inch	Min. Orifice in. (mm)
SQF1S-F-4N	1/4"NPT	1.7	1.60 (40.6)	3/4	0.24 (6.1)
SQF1S-F-6N	3/8"NPT	1.7	1.67 (42.4)	7/8	0.24 (6.1)
SQF2S-F-6N	3/8"NPT	7.1	1.59 (40.4)	1-1/16	0.47 (11.9)
SQF2S-F-8N	1/2"NPT	11.5	1.82 (46.2)	1-1/16	0.50 (12.7)
SQF3S-F-12N	3/4"NPT	23.6	2.08 (52.8)	1-5/16	0.72 (18.3)
SQF4S-F-16N	1"NPT	39	2.49 (63.2)	1-5/8	0.88 (22.4)
SQF1S-F-4R	1/4"PT	1.7	1.60 (40.6)	3/4	0.24 (6.1)
SQF2S-F-8R	1/2"PT	11.5	1.82 (46.2)	1-1/16	0.50 (12.7)
SQF1S-F-4G	1/4"PF	1.7	1.60 (40.6)	3/4	0.24 (6.1)
SQF2S-F-8G	1/2"PF	11.5	1.82 (46.2)	1-1/16	0.50 (12.7)

Ordering Information and Dimension – SQF Series

SQF2B	-	M	-	8N	-	EP	-	S6
Body Series		End Connection		Connection Size		O-ring Material		Body Material

• **O-ring material & Designator**
- **VT** : FKM (Standard for SS316 body)
- **NBR** : NBR (Standard for brass body)
- **EP** : EPDM
- **KA** : FFKM

• **Body Material**
- **S6** : 316 Stainless Steel
- **BS** : Brass

Bodies

S-LOK Tube Fitting

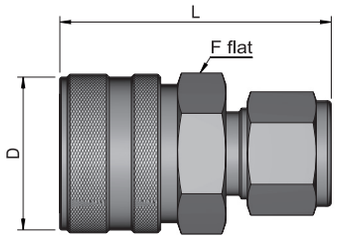

Ordering Numbers	Fitting Size	Dimensions			
		L, in. (mm)	F, inch	D, in. (mm)	Min. Orifice in. (mm)
SQF1B-S-4T	1/4"	1.80 (45.7)	11/ 16	0.87 (22.1)	0.19 (4.8)
SQF1B-S-6T	3/8"	1.81 (46.0)	11/16	0.87 (22.1)	0.28 (7.1)
SQF2B-S-6T	3/8"	2.17 (55.1)	1-1/16	1.30 (33.0)	0.28 (7.1)
SQF2B-S-8T	1/2"	2.23 (56.6)	1-1/16	1.30 (33.0)	0.47 (11.9)
SQF3B-S-12T	3/4"	2.45 (62.2)	1-1/2	1.66 (42.2)	0.62 (15.7)
SQF4B-S-16T	1"	2.75 (69.9)	1-11/16	1.88 (47.8)	0.88 (22.4)
SQF1B-S-6M	6mm	1.80 (45.7)	11/16	0.87 (22.1)	0.19 (4.8)

Male Pipe Threads

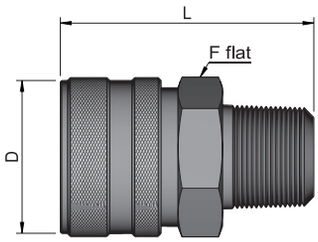

Ordering Numbers	Pipe Thread	Dimensions			
		L, in. (mm)	F, inch	D, in. (mm)	Min. Orifice in. (mm)
SQF1B-M-4N	1/4"NPT	1.57 (39.9)	11/16	0.87 (22.1)	0.25 (6.4)
SQF1B-M-6N	3/8"NPT	1.57 (39.9)	11/16	0.87 (22.1)	0.37 (9.4)
SQF2B-M-6N	3/8"NPT	1.83 (46.5)	1-1/16	1.30 (33.0)	0.41 (10.4)
SQF2B-M-8N	1/2"NPT	2.08 (52.8)	1-1/16	1.30 (33.0)	0.50 (12.7)
SQF3B-M-12N	3/4"NPT	2.33 (59.2)	1-1/2	1.66 (42.2)	0.72 (18.3)
SQF4B-M-16N	1"NPT	2.65 (67.3)	1-11/16	1.88 (47.8)	0.88 (22.4)
SQF1B-M-4R	1/4"PT	1.57 (39.9)	11/16	0.87 (22.1)	0.24 (6.1)
SQF2B-M-8R	1/2"PT	2.08 (52.8)	1-1/16	1.30 (33.0)	0.50 (12.7)
SQF4B-M-16R	1"PT	2.65 (67.3)	1-11/16	1.88 (47.8)	0.88 (22.4)
SQF1B-M-4G	1/4"PF	1.80 (45.7)	3/4	0.87 (22.1)	0.24 (6.1)
SQF2B-M-8G	1/2"PF	2.08 (52.8)	1-1/16	1.30 (33.0)	0.47 (11.9)

Female Pipe Threads

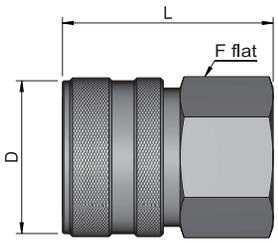

Ordering Numbers	Pipe Thread	Dimensions			
		L, in. (mm)	F, inch	D, in. (mm)	Min. Orifice in. (mm)
SQF1B-F-4N	1/4"NPT	1.50 (38.1)	3/4	0.87 (22.1)	0.38 (9.7)
SQF1B-F-6N	3/8"NPT	1.63 (41.4)	7/8	0.87 (22.1)	0.38 (9.7)
SQF2B-F-6N	3/8"NPT	1.73 (43.9)	1-1/16	1.30 (33.0)	0.59 (15.0)
SQF2B-F-8N	1/2"NPT	1.73 (43.9)	1-1/16	1.30 (33.0)	0.63 (16.0)
SQF3B-F-12N	3/4"NPT	1.89 (48.0)	1-1/2	1.66 (42.2)	0.88 (22.4)
SQF4B-F-16N	1"NPT	2.12 (53.8)	1-11/16	1.88 (47.8)	1.06 (26.9)
SQF1B-F-4R	1/4"PT	1.50 (38.1)	3/4	0.87 (22.1)	0.38 (9.7)
SQF2B-F-8R	1/2"PT	1.73 (43.9)	1-1/16	1.30 (33.0)	0.63 (16.0)
SQF1B-F-4G	1/4"PF	1.50 (38.1)	3/4	0.87 (22.1)	0.38 (9.7)
SQF2B-F-8G	1/2"PF	1.73 (43.9)	1-1/16	1.30 (33.0)	0.63 (16.0)

Options – SQF Series

Stem and Body Protector

- Stem and body protectors protect uncoupled bodies and stems from damage and contaminants.
- Protectors are not pressure containing devices.
- Protectors include stainless steel lanyard and lanyard clamp.
- To order, select ordering number and add body designator. EX) SQF2S-P-S6
- Stem and body protectors material & Designator

- SS316 : S6
- Brass : BS

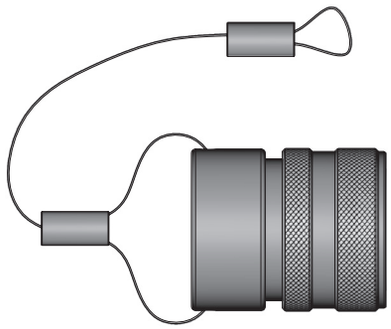

Stem Protector

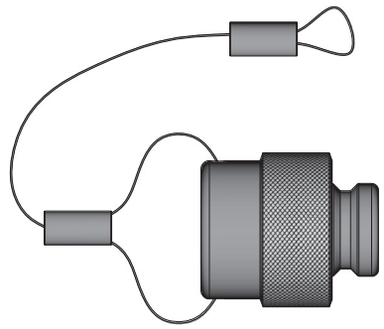

Body Protector

Series	Ordering Number	
	Stem Protector	Body Protector
SQF1	SQF1S-P	SQF1B-P
SQF2	SQF2S-P	SQF2B-P
SQF3	SQF3S-P	SQF3B-P
SQF4	SQF4S-P	SQF4B-P